

Bates Sons & Daughters

Family Caladium Bulb Growers since 1946



White Christmas



Royal Flush




Rosebud



Sweetheart



Miss Muffet



Freida Hemple



Carolyn Whorton



Red Ruffles



Moonlight



Tapestry



Pink Beauty




Candidum



Elise



Aaron



Frog in a Blender



Gingerland



Pink Gem



Spring Fling




Snow Drift



Fannie Munson



Garden White



Brandywine



Wildfire



Cherry Tart



Candidum Jr.



Cardinal




White Wing



Tequila Sunrise




White Queen



Strawberry Star



Fiesta



Pearl Blush



Scarlet Beauty




Red Flash



Fantasy



Postman Joyner



Sizzle



Autumn Beauty



Flamingo



Pink Symphony

High Quality Bulbs and Unique New Varieties

Bates Sons & Daughters Inc. has been a family owned and operated business since 1946.

We pride ourselves on our high quality bulbs and unique varieties.

All bulbs offered in our brochure are hand graded and hand counted by experienced employees.

We hope you enjoy looking over the brochure.

During the past 150 years, two basic types of caladiums have been developed by breeders and growers. The types are FANCY and STRAP.

FANCY caladiums

Fancy caladiums have large heart shaped leaves. Height is generally 18"-22". All caladiums do well in filtered shade or afternoon shade with morning sun. There are numerous varieties that can also tolerate full sun conditions as well as the shade conditions. Please contact us for more information on those particular varieties.

STRAP caladiums

Strap caladiums have elongated heart and narrower shaped leaves. Height is generally 13"-17". All strap caladiums can tolerate full sun and shade conditions. Uses: hanging baskets, borders, plantings in front of Fancy type.

Planting instructions

The Caladium originated in the Amazon jungles of South America. It is a summer bulb (tuber) to be planted when all danger of frost is over and the soil reaches 65 degrees. They will thrive in the hot summer and paint your gardens with heart-shaped leaves of red, white, pink and green until the first cold nights.

Outdoor Planting

Plant the bulb, eyes up, 6-12 inches apart and cover with 1 1/2 inches of soil. Use a well drained high peat mulch. Water frequently to keep soil damp, not soaking. After leaves are up fertilize sparingly every six weeks with fertilizer you normally use. In the fall, before the first frost, let the leaves dry up, then dig the bulb. (The bulb will be smaller in the cooler regions.) Store in mesh or paper bags between 65-70 degrees. Plant the following year when temperatures are warm again.

Indoor Planting

Plant the bulb, eyes up in potting soil and cover with 1 1/2 inches of soil. Moisten soil and keep moist. For three weeks keep the pot in as warm an area as possible with temperatures from 70 degrees at night to 90 degrees during the day. After three weeks your pots will have spiked. As soon as you can see color put them in a light, bright area indoors (artificial light is okay) or preferably outdoors if it's warm enough.

Cut leaves

These will keep indoors for 2-3 weeks and are odorless and non-allergenic. Leaves should be soaked for 24 hours before using in arrangements. Florists should be cautioned not to put Caladiums in coolers with temperatures less than 60 degrees.

Caution:

This is a hot weather, summer bulb. The bulb will be damaged causing dwarfed leaves if the temperature reaches below 60 degrees for a prolonged period of time.

